







# 3/2-directional valve, Series CD07

- Qn = 1400 l/min
- Compressed air connection output M14x1,5
- Pipe connection
- suitable for ATEX



Type	Spool valve, positive overlapping
Activation	Mechanical
Switching principle	3/2
Sealing principle	Soft sealing
Nominal flow Qn	1400 l/min
Working pressure min./max.	-0,95 ... 10 bar
Control pressure min./max.	See table below
Ambient temperature min./max.	-25 ... 80 °C
Medium temperature min./max.	-25 ... 80 °C
Medium	Compressed air
Oil content of compressed air	0 ... 1 mg/m <sup>3</sup>
Weight	0,45 kg

## Technical data

Part No.		Actuating element	Version	Compressed air connection Input	Compressed air connection Output
5634400000		Plunger	NC/NO	M14x1,5	M14x1,5
5634410000		Roller	NC/NO	M14x1,5	M14x1,5
5634460000		Button	NC/NO	M14x1,5	M14x1,5
5634461000		Button	-	M14x1,5	M14x1,5
5634469110		Button	NC/NO	M14x1,5	M14x1,5
5634469310		Button, beige	NC/NO	M14x1,5	M14x1,5

Part No.	Compressed air connection Exhaust	Compressed air connection Pilot control exhaust	Operating force
			min.
5634400000	M14x1,5	-	70 N
5634410000	M14x1,5	-	40 N
5634460000	M14x1,5	-	70 N
5634461000	M14x1,5	M10x1	40 N
5634469110	M14x1,5	M12x1,5	40 N
5634469310	M14x1,5	M10x1	40 N

Part No.	Control pressure min./max.	Housing material
5634400000	-	Die cast zinc Polyamide fiber-glass reinforced
5634410000	-	Die cast zinc Polyamide fiber-glass reinforced
5634460000	-	Die cast zinc Polyamide fiber-glass reinforced
5634461000	2 ... 10 bar	Die cast zinc
5634469110	5 ... 10 bar	Die cast zinc
5634469310	3 ... 10 bar	Die cast zinc

Part No.	Material actuating control	Fig.
5634400000	Stainless steel	Fig. 1
5634410000	Stainless steel	Fig. 2
5634460000	Polyoxymethylene	Fig. 3
5634461000	Polyoxymethylene	Fig. 3
5634469110	Polyoxymethylene	Fig. 4
5634469310	Polyoxymethylene	Fig. 5

Nominal flow  $Q_n$  at 6 bar and  $\Delta p = 1$  bar

## Technical information

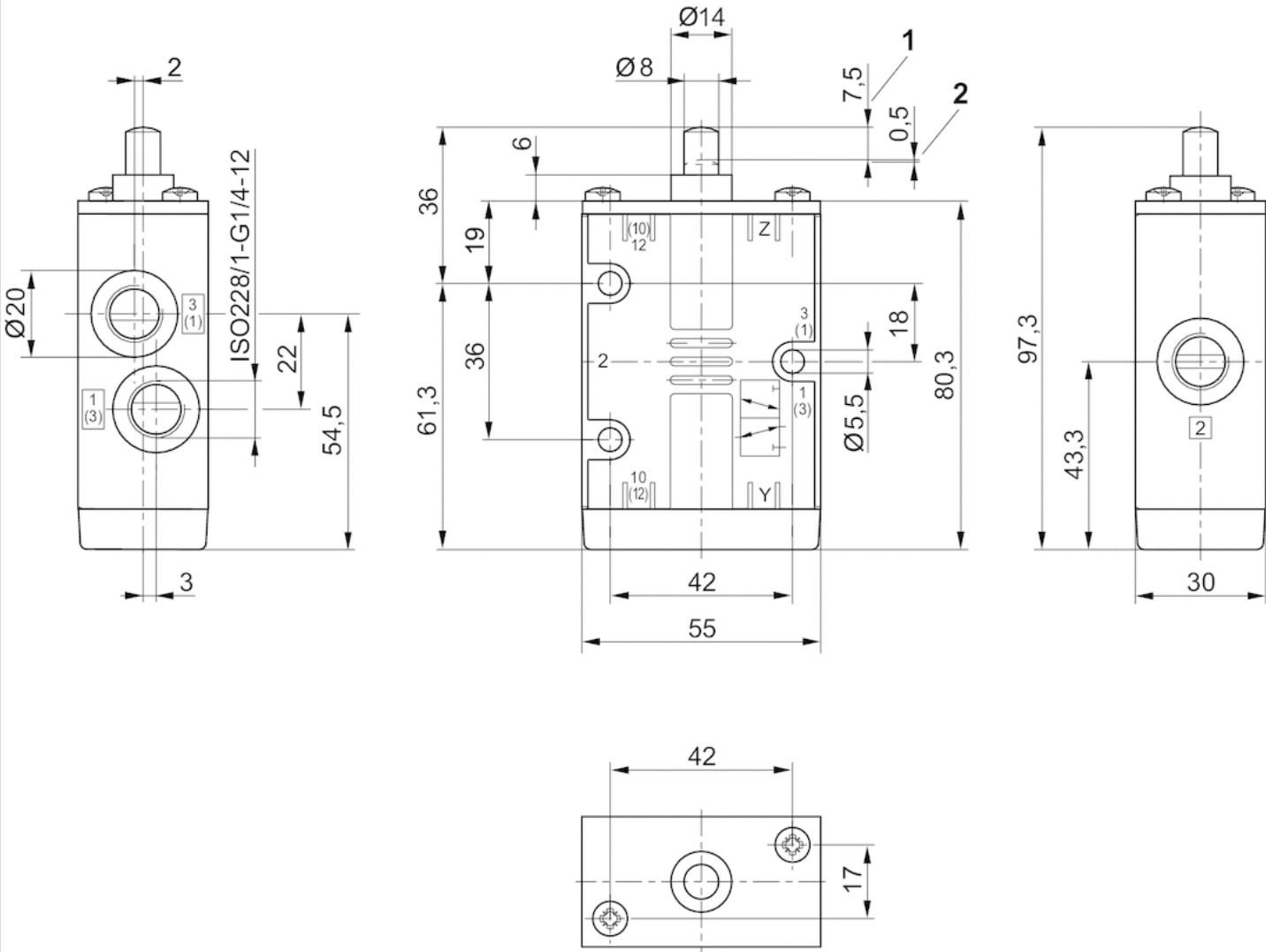
option valve: The input and output compressed air connections can be exchanged.  
The valve can thereby be used in the NC or NO operating mode.

## Technical information

Material	
Housing	Die cast zinc Polyamide fiber-glass reinforced Die cast zinc
Seals	Acrylonitrile butadiene rubber
Actuating element	Stainless steel Polyoxymethylene

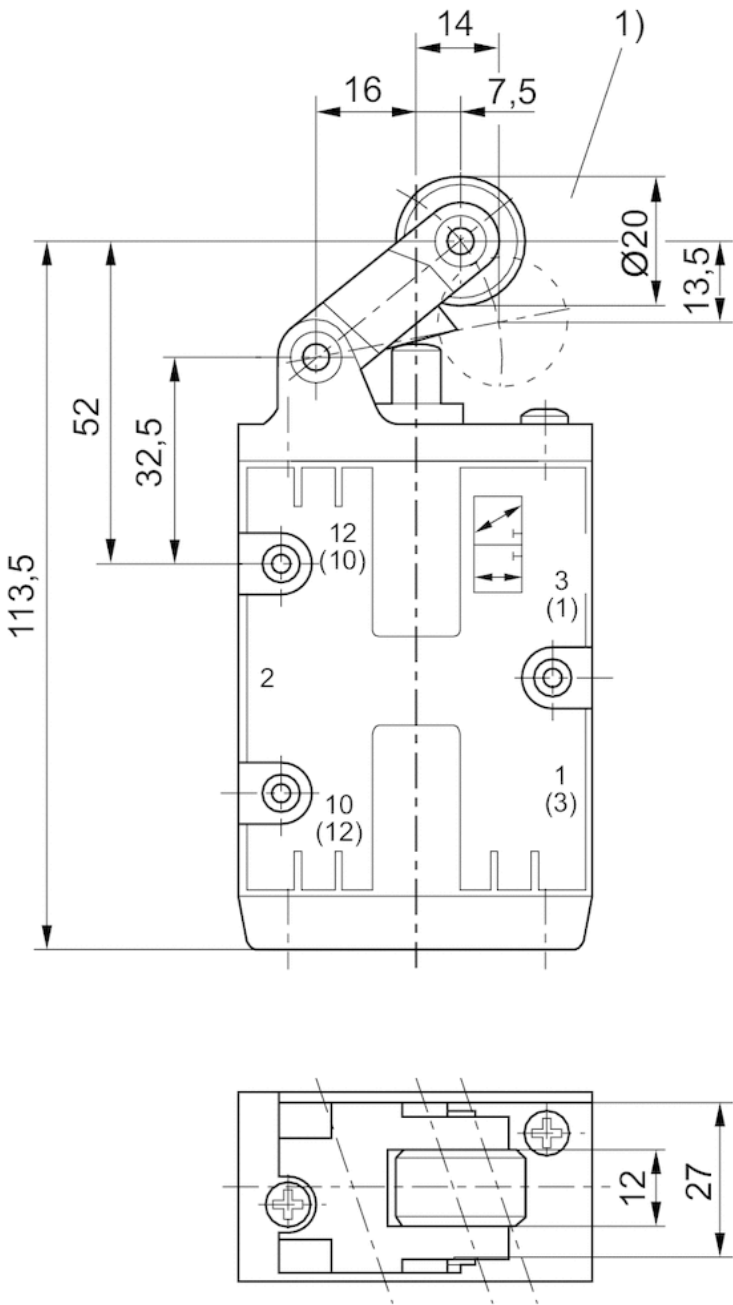
Dimensions

Dimensions, Fig. 1



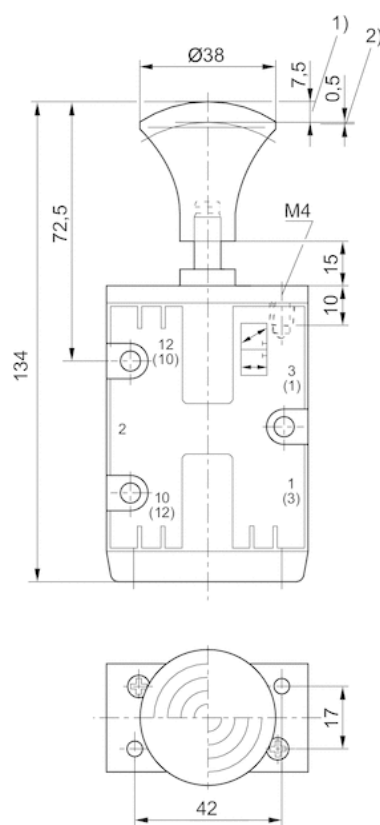
1) Stroke 2) Overstroke

Dimensions, Fig. 2



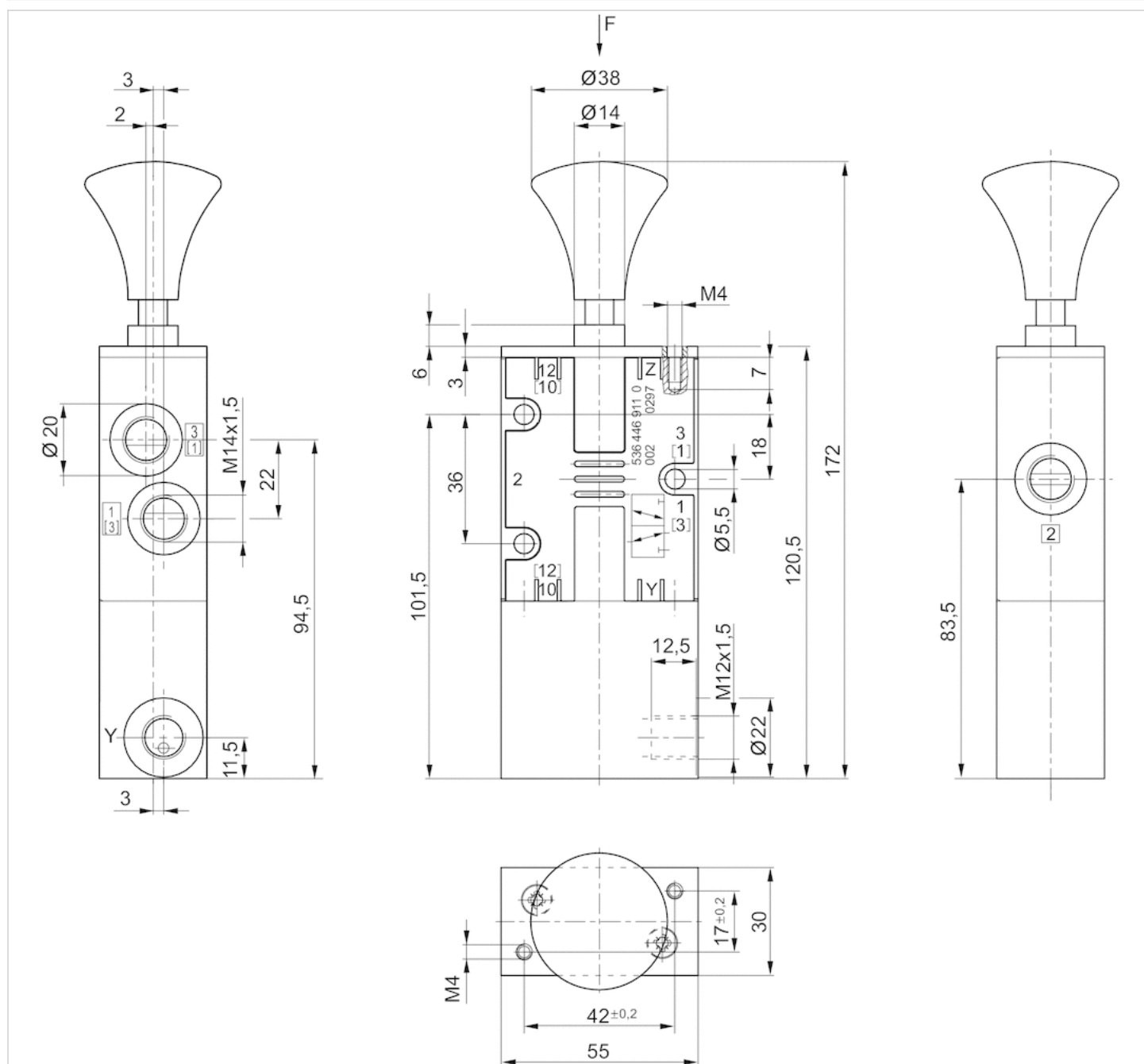
1) approach angle of rollers max. 30°

## Dimensions, Fig. 3

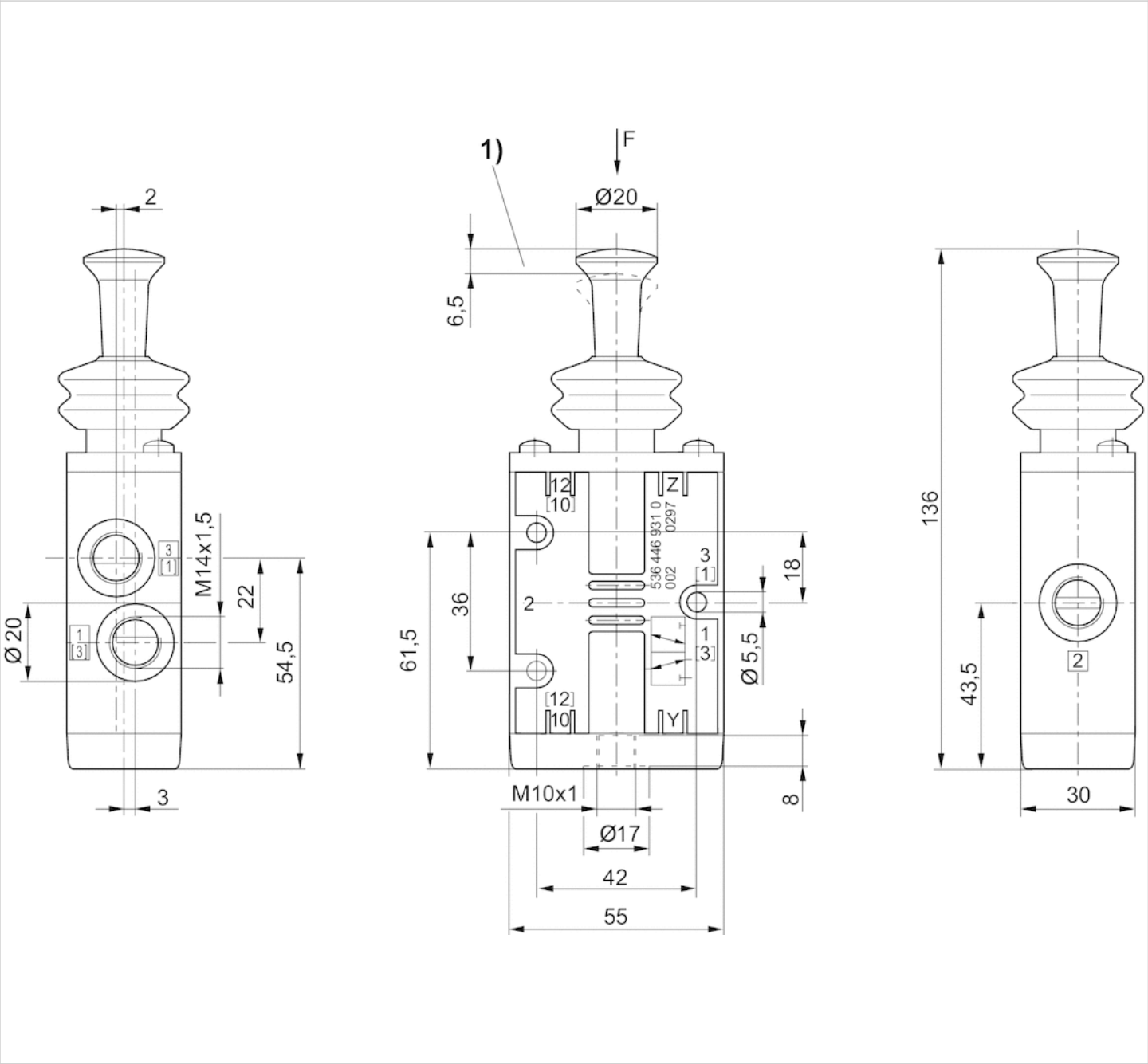


1) Stroke 2) Overstroke

## Dimensions, Fig. 4



Dimensions, Fig. 5



1) Stroke

# Efficient pneumatic solutions, our program: cylinders and drives, valves and valve systems, air supply management



Visit us: [Emerson.com/Aventics](https://emerson.com/aventics)

Your local contact: [Emerson.com/contactus](https://emerson.com/contactus)



Emerson.com



Facebook.com/EmersonAutomationSolutions



LinkedIn.com/company/Emerson-Automation-Solutions



Twitter.com/EMR\_Automation

An example configuration is depicted on the title page. The delivered product may thus vary from that in the illustration. Subject to change. This Document, as well as the data, specifications and other information set forth in it, are the exclusive property of AVENTICS GmbH. It may not be reproduced or given to third parties without its consent. Only use the AVENTICS products shown in industrial applications. Read the product documentation completely and carefully before using the product. Observe the applicable regulations and laws of the respective country. When integrating the product into applications, note the system manufacturer's specifications for safe use of the product. The data specified only serve to describe the product. No statements concerning a certain condition or suitability for a certain application can be derived from our information. The information given does not release the user from the obligation of own judgement and verification. It must be remembered that the products are subject to a natural process of wear and aging.

The Emerson logo is a trademark and service mark of Emerson Electric Co. Brand logotype are registered trademarks of one of the Emerson family of companies. All other marks are the property of their respective owners. © 2020 Emerson Electric Co. All rights reserved.  
2020-12



## CONSIDER IT SOLVED™