









# 2x3/2-directional valve, Series HF03-LG

- For series : HF03-LG, CL03
- 2x3/2
- Qn = 850 l/min
- Pilot valve width : 16 mm
- NC/NC NO/NO NC/NO NO/NC
- Plate connection
- Manual override : without detent
- Pilot : External



Type	Spool valve, positive overlapping
Activation	Electrically
Pilot	External
Sealing principle	Soft sealing
Blocking principle	Single base plate principle
Certificates	UR (Underwriters Laboratories)
Working pressure min./max.	-0,9 ... 10 bar
Control pressure min./max.	2,5 ... 10 bar
Ambient temperature min./max.	0 ... 50 °C
Medium temperature min./max.	0 ... 50 °C
Medium	Compressed air
Max. particle size	5 µm
Oil content of compressed air	0 ... 5 mg/m <sup>3</sup>
Nominal flow Qn	850 l/min
Pilot control exhaust	With collective pilot air exhaust
Protection class with connection	IP65
Protective circuit	Z-diode
Reverse polarity protection	Protected against polarity reversal
LED status display	Yellow
Duty cycle	100 %
Typ. switch-on time	16 ms
Typ. switch-off time	25 ms
mounting screws	cross recessed DIN EN ISO 4757-Z1
Mounting screw tightening torque	1,3 Nm
Weight	0,082 kg

## Technical data

Part No.		MO		Operational voltage	Voltage tolerance
				DC	DC
0820055102			NC/NC	24 V	-15% / +20%
0820055202			NO/NO	24 V	-15% / +20%
0820055302			NC/NO	24 V	-15% / +20%
0820055312			NO/NC	24 V	-15% / +20%

Part No.	Power consumption	Flow conductance	Flow conductance
	DC	b	C-value
0820055102	0,35 W	0,22	2,97 l/(s*bar)
0820055202	0,35 W	0,22	2,97 l/(s*bar)

Part No.	Power consumption	Flow conductance	Flow conductance
	DC	b	C-value
0820055302	0,35 W	0,22	2,97 l/(s*bar)
0820055312	0,35 W	0,22	2,97 l/(s*bar)

Nominal flow Qn at 6 bar and  $\Delta p = 1$  bar, MO = Manual override

## Technical information

The min. control pressure must be adhered to, since otherwise faulty switching and valve failure may result!

The pressure dew point must be at least 15 °C under ambient and medium temperature and may not exceed 3 °C .

The oil content of compressed air must remain constant during the life cycle.

Use only the approved oils from AVENTICS. Further information can be found in the "Technical information" document (available in the MediaCentre).

The pilot type (external/internal) is not implemented in the valve, but in the end plate of the valve system.

The pilot valve is UL (Underwriters Laboratories) certified.

## Technical information

Material	
Housing	Polyamide fiber-glass reinforced
Seals	Acrylonitrile butadiene rubber



# Efficient pneumatic solutions, our program: cylinders and drives, valves and valve systems, air supply management



Visit us: [Emerson.com/Aventics](https://www.emerson.com/Aventics)

Your local contact: [Emerson.com/contactus](https://www.emerson.com/contactus)



Emerson.com



Facebook.com/EmersonAutomationSolutions



LinkedIn.com/company/Emerson-Automation-Solutions



Twitter.com/EMR\_Automation

An example configuration is depicted on the title page. The delivered product may thus vary from that in the illustration. Subject to change. This Document, as well as the data, specifications and other information set forth in it, are the exclusive property of AVENTICS GmbH. It may not be reproduced or given to third parties without its consent. Only use the AVENTICS products shown in industrial applications. Read the product documentation completely and carefully before using the product. Observe the applicable regulations and laws of the respective country. When integrating the product into applications, note the system manufacturer's specifications for safe use of the product. The data specified only serve to describe the product. No statements concerning a certain condition or suitability for a certain application can be derived from our information. The information given does not release the user from the obligation of own judgement and verification. It must be remembered that the products are subject to a natural process of wear and aging.

The Emerson logo is a trademark and service mark of Emerson Electric Co. Brand logotype are registered trademarks of one of the Emerson family of companies. All other marks are the property of their respective owners. © 2020 Emerson Electric Co. All rights reserved.  
2020-12



**CONSIDER IT SOLVED™**