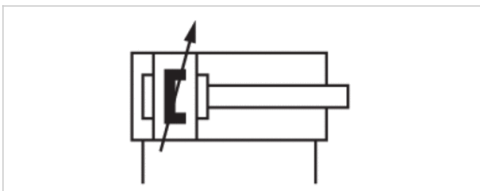


Profile cylinder ISO 15552, PRA series

- ISO 15552
- Ø 32-125 mm
- Ports G 1/8 G 1/4 G 3/8 G 1/2
- double-acting
- with magnetic piston
- Cushioning pneumatically adjustable
- Piston rod External thread
- Heat resistant



Standards	ISO 15552
Compressed air connection	Internal thread
Working pressure min./max.	2 ... 10 bar
Ambient temperature min./max.	-10 ... 120 °C
Medium temperature min./max.	-10 ... 120 °C
Medium	Compressed air
Max. particle size	50 µm
Oil content of compressed air	0 ... 5 mg/m ³
Pressure for determining piston forces	6.3 bar



Technical data

Piston Ø Piston rod thread Ports Piston rod Ø	32 mm M10x1,25 G 1/8 12 mm	40 mm M12x1,25 G 1/4 16 mm	50 mm M16x1,5 G 1/4 20 mm	63 mm M16x1,5 G 3/8 20 mm	80 mm M20x1,5 G 3/8 25 mm	100 mm M20x1,5 G 1/2 25 mm
Stroke 25	R412014229	R412014243	R412014257	R412014278	R412014304	R412014327
50	R412014230	R412014168	R412014258	R412014225	R412014305	R412014328
80	R412014231	R412014170	R412014162	R412014279	R412014306	R412014329
100	R412014232	R412014244	R412014259	R412014280	R412014307	R412014330
125	R412014182	R412014216	R412014260	R412014281	R412014308	R412014331
160	R412014233	R412014245	R412014261	R412014282	R412014309	R412014332
200	R412014234	R412014246	R412014262	R412014283	R412014210	R412014333
250	R412014235	R412014247	R412014263	R412014214	R412014219	R412013911
320	R412014236	R412014248	R412014183	R412014284	R412014310	R412014334
400	R412014237	R412013926	R412014264	R412014285	R412014206	R412014335
500	R412014238	R412014249	R412014265	R412014286	R412014311	R412014336

Piston Ø Piston rod thread Ports Piston rod Ø	125 mm M27x2 G 1/2 32 mm
Stroke 25	R480605337
50	R480605338
80	R480605339
100	R480605340
125	R480605341
160	R480605342
200	R480605343
250	R480605146
320	R480605344
400	R480605345
500	R480605346

Technical data

Piston Ø	32 mm	40 mm	50 mm
Retracting piston force	435 N	660 N	1035 N
Extracting piston force	505 N	790 N	1235 N
Cushioning length	11,5 mm	15 mm	17 mm
Cushioning energy	4,8 J	9 J	15 J
Weight 0 mm stroke	0,5 kg	0,65 kg	1,06 kg
Weight +10 mm stroke	0,022 kg	0,032 kg	0,047 kg
Sealing material	Fluorocaoutchouc	Fluorocaoutchouc	Fluorocaoutchouc
Stroke max.	1600 mm	1900 mm	2100 mm

Piston Ø	63 mm	80 mm	100 mm	125 mm
Retracting piston force	1765 N	2855 N	4635 N	7220 N
Extracting piston force	1960 N	3165 N	4945 N	7725 N
Cushioning length	16,5 mm	19,5 mm	19,5 mm	22 mm
Cushioning energy	27 J	54 J	88 J	140 J
Weight 0 mm stroke	1,42 kg	2,37 kg	3,51 kg	6,72 kg
Weight +10 mm stroke	0,054 kg	0,085 kg	0,1 kg	0,15 kg
Sealing material	Fluorocaoutchouc	Fluorocaoutchouc	Fluorocaoutchouc	Polyurethane
Stroke max.	2500 mm	2800 mm	2800 mm	2750 mm

Technical information

The pressure dew point must be at least 15 °C under ambient and medium temperature and may not exceed 3 °C .

The oil content of compressed air must remain constant during the life cycle.

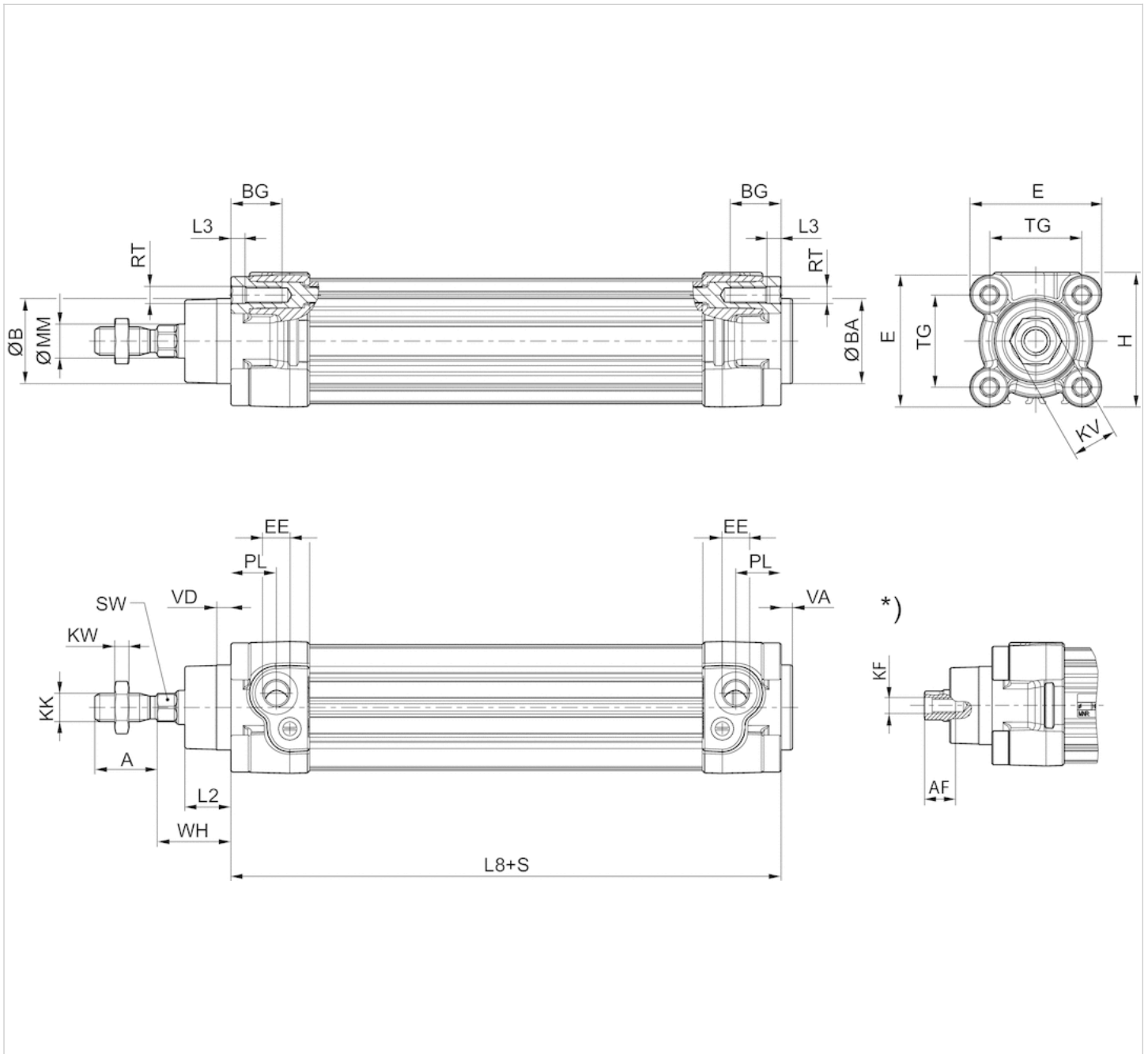
Use only the approved oils from AVENTICS. Further information can be found in the "Technical information" document (available in the MediaCentre).

Technical information

Material	
Cylinder tube	Aluminum, anodized
Piston rod	Stainless steel
Front cover	Die-cast aluminum
End cover	Die-cast aluminum
Seal	Fluorocautchouc Polyurethane
Nut for piston rod	Steel, galvanized
Scraper	Fluorocautchouc

Dimensions

Dimensions



S = stroke

*) For cylinders with optional piston rod with internal thread

Dimensions

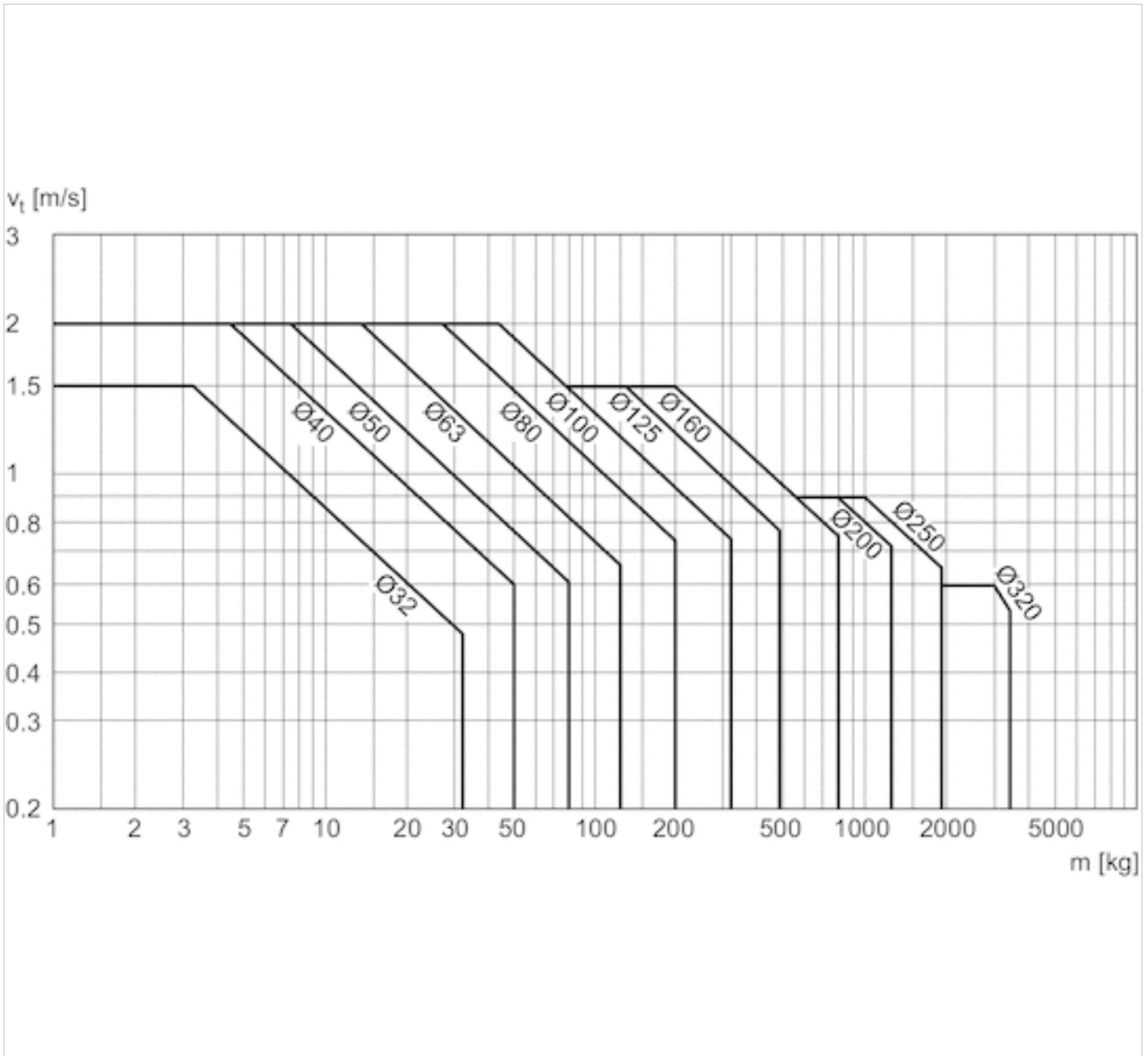
Piston \varnothing	A -2	AF+1	$\varnothing B$ d11	$\varnothing BA$ d11	BG min.	E	EE	G	H	KF	KK	KV	KW
32 mm	22	12	30	30	16	46.5	G 1/8	27.75	47.5	M6	M10x1,25	16	5
40 mm	24	13.5	35	35	16	53	G 1/4	33.25	53	M8	M12x1,25	18	6
50 mm	32	17	40	40	16	65	G 1/4	31	65	M10	M16x1,5	24	8
63 mm	32	17	45	45	16	75	G 3/8	38.25	75	M10	M16x1,5	24	8
80 mm	40	21	45	45	17	95	G 3/8	38.25	95	M12	M20x1,5	30	10

Piston Ø	A -2	AF+1	ØB d11	ØBA d11	BG min.	E	EE	G	H	KF	KK	KV	KW
100 mm	40	21	55	55	17	115	G 1/2	42.25	115	M12	M20x1,5	30	10
125 mm	54	28	60	60	20	140	G 1/2	53.85	140	M16	M27x2	41	13.5

Piston Ø	ØMM f8	PL	L2	L3 ±0,5	L8	RT	SW	TG	VA -1	VD	WH
32 mm	12	16	16.25	4.5	94±0,4	M6	10	32,5±0,5	4	5	26±1,4
40 mm	16	20	18.25	4.5	105±0,7	M6	13	38±0,5	4	5	30±1,4
50 mm	20	19	25	4.5	106±0,7	M8	17	46,5±0,6	4	5	37±1,4
63 mm	20	24	25	4.5	121±0,8	M8	17	56,5±0,7	4	5	37±1,8
80 mm	25	23.5	33	0	128±0,8	M10	22	72±0,7	4	5	46±1,8
100 mm	25	25	36	0	138±1	M10	22	89±0,7	4	5	51±1,8
125 mm	32	33	45	0	160±1	M12	27	110±1,1	6	7	65±2,2

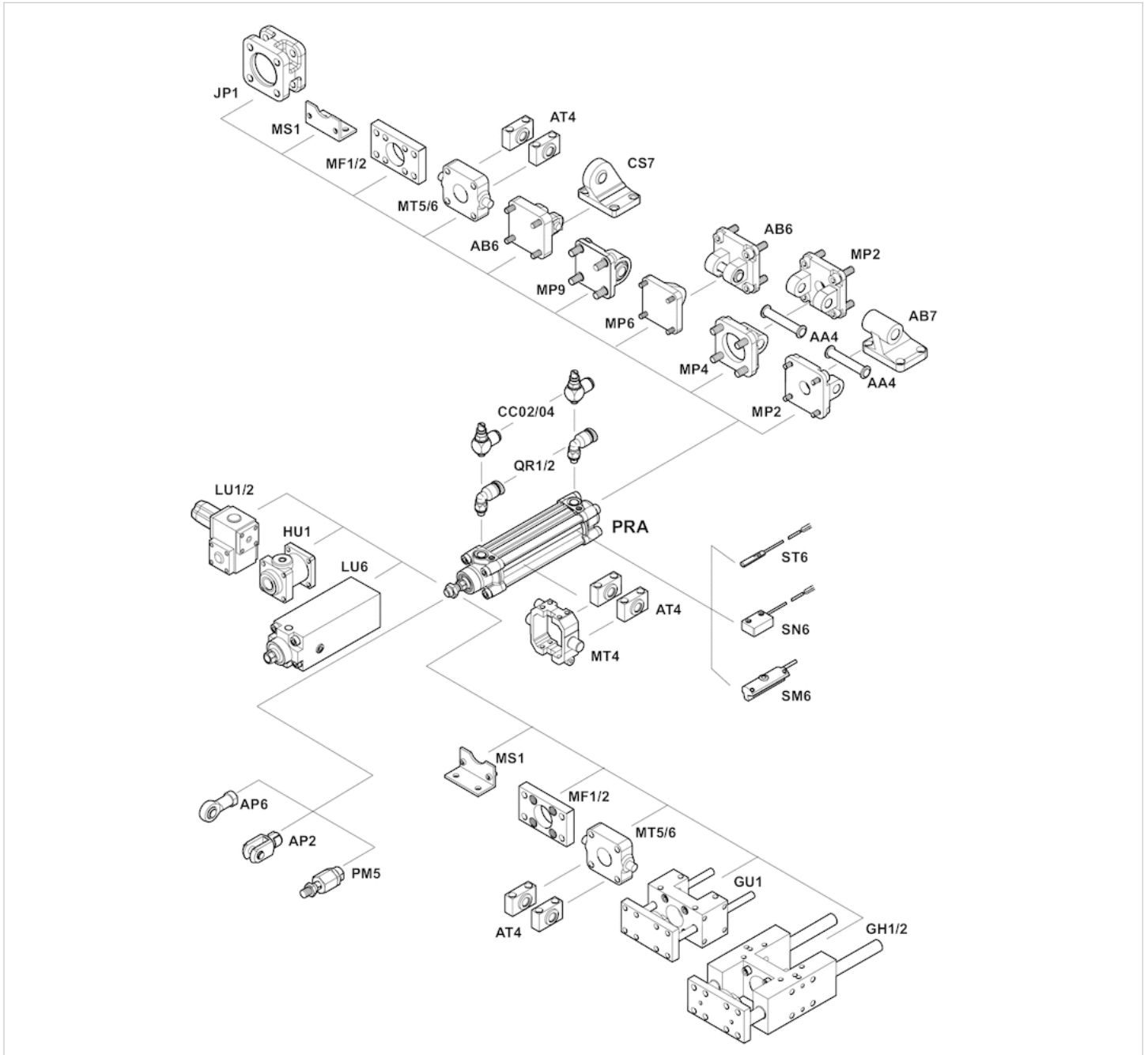
Diagrams

Cushioning diagram



v = Piston velocity [m/s]
 m = Cushionable mass [kg]

Accessories overview



Efficient pneumatic solutions, our program: cylinders and drives, valves and valve systems, air supply management



Visit us: [Emerson.com/Aventics](https://www.emerson.com/Aventics)

Your local contact: [Emerson.com/contactus](https://www.emerson.com/contactus)



Emerson.com



[Facebook.com/EmersonAutomationSolutions](https://www.facebook.com/EmersonAutomationSolutions)



[LinkedIn.com/company/Emerson-Automation-Solutions](https://www.linkedin.com/company/Emerson-Automation-Solutions)



[Twitter.com/EMR_Automation](https://twitter.com/EMR_Automation)

An example configuration is depicted on the title page. The delivered product may thus vary from that in the illustration. Subject to change. This Document, as well as the data, specifications and other information set forth in it, are the exclusive property of AVENTICS GmbH. It may not be reproduced or given to third parties without its consent. Only use the AVENTICS products shown in industrial applications. Read the product documentation completely and carefully before using the product. Observe the applicable regulations and laws of the respective country. When integrating the product into applications, note the system manufacturer's specifications for safe use of the product. The data specified only serve to describe the product. No statements concerning a certain condition or suitability for a certain application can be derived from our information. The information given does not release the user from the obligation of own judgement and verification. It must be remembered that the products are subject to a natural process of wear and aging.

The Emerson logo is a trademark and service mark of Emerson Electric Co. Brand logotype are registered trademarks of one of the Emerson family of companies. All other marks are the property of their respective owners. © 2021 Emerson Electric Co. All rights reserved.
2021-09



CONSIDER IT SOLVED™